


Tangra™ M Pro HD C

485–505W

Composite Frame

N-Type High efficiency Bifacial Dual Glass Module



*Frame: Multiple colors available



Bifacial technology enables additional energy harvesting from rear side (up to 30%)



30-year lifespan delivers 10-30% more power compared with conventional P-type modules



The natural lack of LID in the N-type solar cell can increase power generation



Excellent low irradiance performance



Better light trapping and current collection to improve module power output and reliability



Industry-leading, lowest thermal coefficient



Optimized electrical design and lower operating current for reduced hot spot loss and better temperature

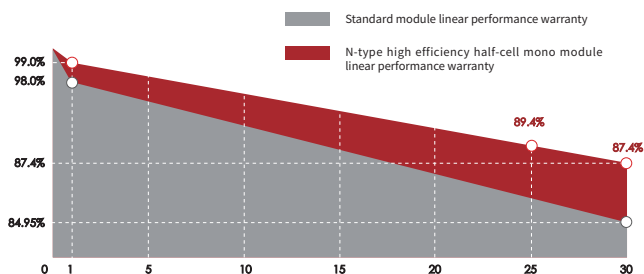


Certified to withstand 2400 Pa of wind load and 5400 Pa of snow load



100% triple EL test, which greatly reduces the hidden cracks rate

LINEAR PERFORMANCE WARRANTY



15 years

Product quality & process guarantee

30 years

Linear power guarantee

0.40 %

Annual degradation

COMPREHENSIVE CERTIFICATES



ISO 9001: Quality Management System

ISO 14001: Environmental Management System Standard

ISO 45001: International Occupational Health and Safety Assessment System Standard

SA8000: 2014 Social Accountability Management System

* Different markets have different certification requirements. Also, the products are under rapid innovation. Please confirm the certification status with regional sales representatives.

WARRANTY INSURANCE



Warranty partner

Munich RE



中国平安
PING AN
P & C INSURANCE CO CN SZN

* Optional performance warranty insurance. Please contact our local sales staff for more information.

ELECTRICAL CHARACTERISTICS

108 cells

| Model of modules | TS-BGT54(485)-G11 | | TS-BGT54(490)-G11 | | TS-BGT54(495)-G11 | | TS-BGT54(500)-G11 | | TS-BGT54(505)-G11 | |
|--------------------------------------|-------------------|-------|-------------------|-------|-------------------|-------|-------------------|-------|-------------------|-------|
| | STC | NMOT | STC | NMOT | STC | NMOT | STC | NMOT | STC | NMOT |
| Maximum power — P_{mp} (W) | 485 | 371 | 490 | 375 | 495 | 378 | 500 | 382 | 505 | 386 |
| Open-circuit voltage — V_{oc} (V) | 39.20 | 37.10 | 39.50 | 37.40 | 39.80 | 37.70 | 40.10 | 38.00 | 40.40 | 38.30 |
| Short-circuit current — I_{sc} (A) | 15.77 | 12.72 | 15.80 | 12.74 | 15.83 | 12.76 | 15.86 | 12.78 | 15.89 | 12.80 |
| Maximum power voltage — V_{mp} (V) | 32.68 | 30.86 | 32.88 | 31.08 | 33.10 | 31.30 | 33.30 | 31.52 | 33.50 | 31.73 |
| Maximum power current — I_{mp} (A) | 14.85 | 12.02 | 14.91 | 12.05 | 14.97 | 12.08 | 15.03 | 12.11 | 15.08 | 12.15 |
| Module efficiency — η_m (%) | 21.8 | | 22.0 | | 22.3 | | 22.5 | | 22.7 | |

STC (Standard Testing Conditions): Irradiance 1000W/m², Cell Temperature 25 °C, Spectra at AM1.5

NMOT (Nominal Module Operating Temperature): Irradiance 800W/m², Ambient Temperature 20°C, Spectra at AM1.5, Wind at 1m/s

ELECTRICAL CHARACTERISTICS WITH DIFFERENT POWER BIN (REFERENCE TO 13.5% IRRADIANCE RATIO)

| | | | | | |
|--|-------|-------|-------|-------|-------|
| Peak Power (P_{max}) (W) | 538 | 543 | 549 | 555 | 560 |
| Open Circuit Voltage (V_{oc}) (V) | 39.20 | 39.50 | 39.80 | 40.10 | 40.40 |
| Short Circuit Current (I_{sc}) (A) | 17.47 | 17.51 | 17.54 | 17.57 | 17.61 |
| MPP Voltage (V_{mp}) (V) | 32.68 | 32.88 | 33.10 | 33.30 | 33.50 |
| MPP Current (I_{mp}) (A) | 16.45 | 16.52 | 16.59 | 16.65 | 16.71 |

STRUCTURAL CHARACTERISTICS

| | |
|-----------------------|--|
| Module size (L*W*H) | 1961x 1134 x 30 mm |
| Weight | 27.5±1kg |
| Cell | 108 cells, N-type monocrystalline |
| Front glass | 2.0 mm, anti-reflection coating |
| Back glass | 2.0 mm, heat strengthened glass |
| Frame | Black GFRP(Glass Fiber Reinforced Polymer) (Multiple colors available) |
| Junction box | IP68, 3 diodes |
| Output wire | 4.0 mm ² |
| Wire length | 300mm/1200mm/customized |
| Connector | MC4 Compatible |
| Packing Specification | 36pcs/pallet; 864 pcs/40'HQ |

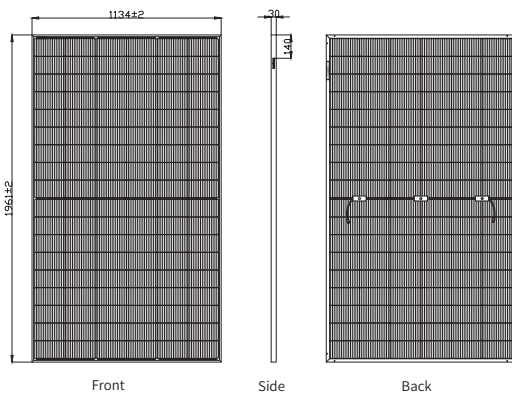
OPERATING PARAMETERS

| | |
|------------------------------------|-----------------------|
| Power tolerance (W) | (0,+5) |
| Maximum system voltage (V) | 1500 |
| Maximum rated fuse current (A) | 30 |
| Current operating temperature (°C) | -40~+85 °C |
| Mechanical load | 5400 Pa * / 2400 Pa ☹ |

TEMPERATURE PERFORMANCE RATINGS

| | |
|---------------------------------------|------------|
| Temperature coefficient (P_{max}) | -0.30 %/°C |
| Temperature coefficient (V_{oc}) | -0.28 %/°C |
| Temperature coefficient (I_{sc}) | +0.04 %/°C |
| Nominal Module Operating Temperature | 43±2 °C |

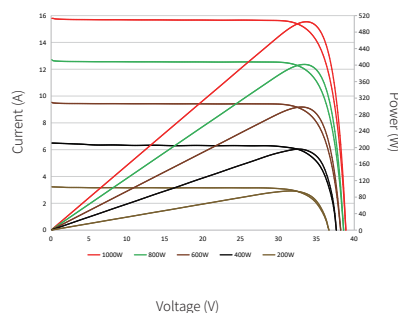
MODULE DIMENSIONS (MM)



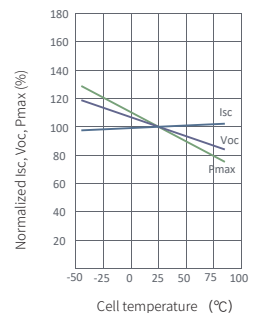
* The unmarked tolerance is ±1 mm
Length shown in mm

* For clamp mounting only

Characteristic curves (500W)



Temperature Dependence of I_{sc} , V_{oc} , P_{max}



Scan the QR code to
get more information

Web: www.thornovasolar.com

E-mail: info@thornovasolar.com

* The parameters delineated within this datasheet, both technical and monetary, may exhibit variations contingent upon the region. Thornova Solar provides no warranty as to their absolute accuracy. Owing to our unceasing commitment to innovation, research, development, and product enhancement, Thornova Solar retains the discretion to amend any information encapsulated in this datasheet without any preceding notification. Clients are urged to procure the most recent iteration of this datasheet and incorporate it as an intrinsic component of the legally binding agreement ratified by both parties. The English rendition of this datasheet serves purely as a point of reference. Should discrepancies arise between the English text and versions rendered in other languages, the stipulations of the English version shall take precedence.